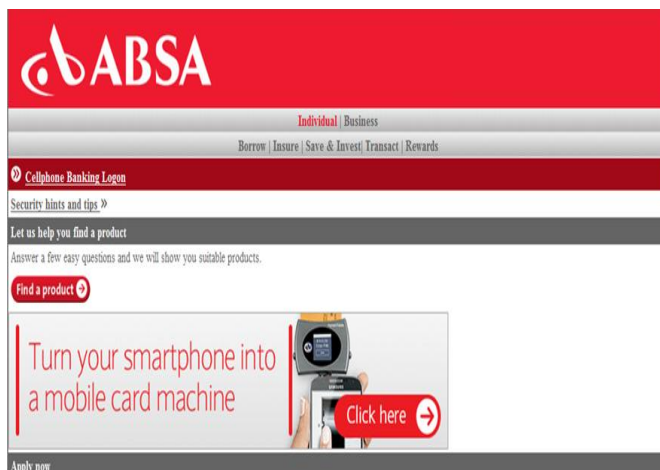


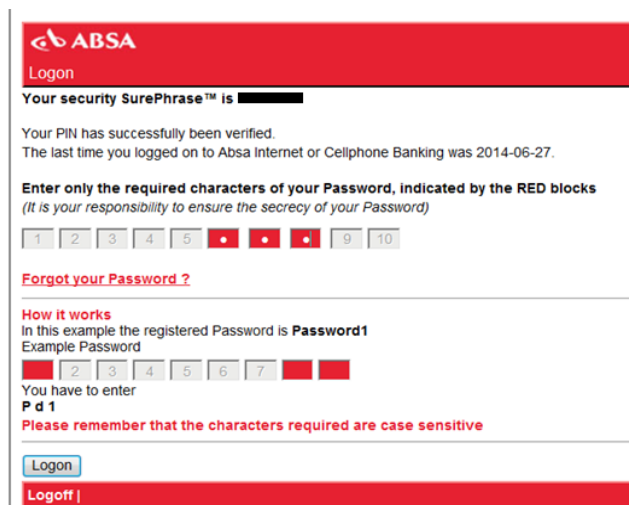
How to Purchase Pre-Paid Electricity using Cellphone Banking



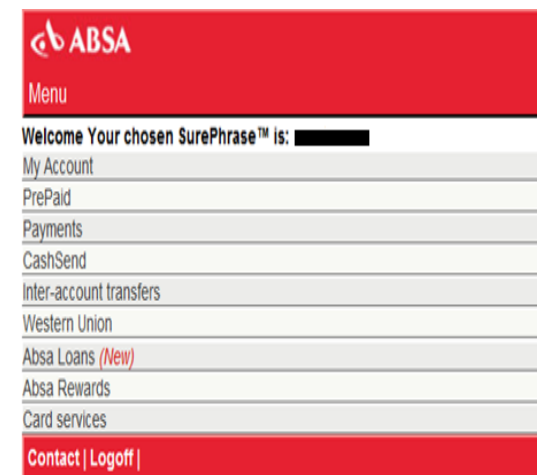
1. Open the internet browser
Type in www.absa.mobi



2. Select Cellphone Banking Logon



3. Read the Cellphone Banking Rules and click on Continue to Cellphone Banking



4. Enter your access account number
5. Enter your ATM Pin
6. Select 'Next'

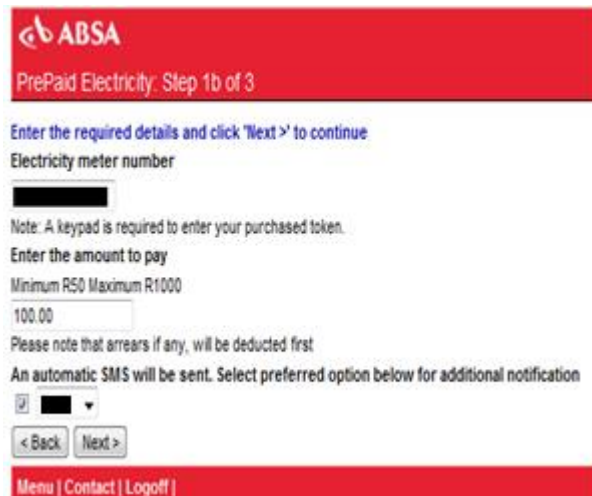
7. Complete only the Red blocks of your password (Scroll down to see an example)
8. Select 'Logon'

8. Select 'PrePaid'





9. Select 'Purchase'

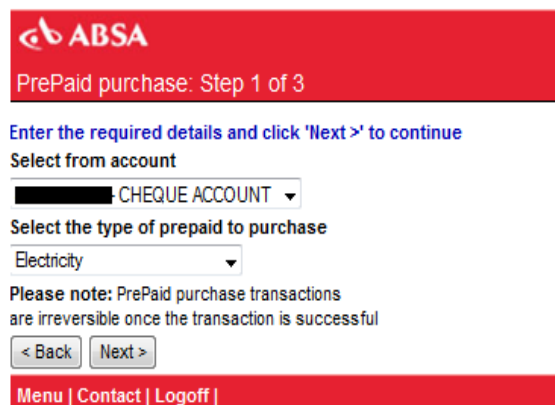


12. Enter the Electricity meter number
(Note: A keypad is required to enter your purchased token)

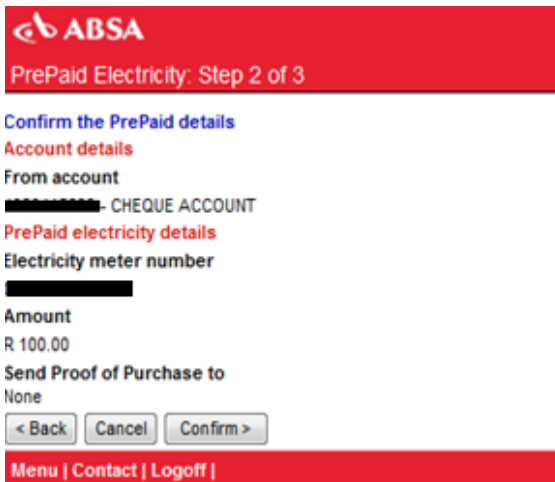
13. Enter the amount to pay

14. An automatic SMS will be sent or select the preferred notification option from the drop down

15. Select 'Next'



10. Select the account you wish to use to purchase electricity from the drop down
Select Electricity from the drop down
Select 'Next'



16. Confirm that all the information is correct
17. Select 'Confirm'



11. Select the required details from the drop down and click 'Next'

17. Click on 'Done'